

Climate change and human health: present and future risks



Anthony J McMichael, Rosalie E Woodruff, Simon Hales

There is near unanimous scientific consensus that greenhouse gas emissions generated by human activity will change Earth's climate. The recent (globally averaged) warming by 0.5°C is partly attributable to such anthropogenic emissions. Climate change will affect human health in many ways—mostly adversely. Here, we summarise the epidemiological evidence of how climate variations and trends affect various health outcomes. We assess the little evidence there is that recent global warming has already affected some health outcomes. We review the published estimates of future health effects of climate change over coming decades. Research so far has mostly focused on thermal stress, extreme weather events, and infectious diseases, with some attention to estimates of future regional food yields and hunger prevalence. An emerging broader approach addresses a wider spectrum of health risks due to the social, demographic, and economic disruptions of climate change. Evidence and anticipation of adverse health effects will strengthen the case for pre-emptive policies, and will also guide priorities for planned adaptive strategies.

Lancet 2006; 367: 859–69

Published Online
February 9, 2006
DOI:10.1016/S0140-6736(06)68079-3

National Centre for
Epidemiology and Population
Health, The Australian National
University, Canberra 0200,
Australia
(Prof A J McMichael PhD,
R E Woodruff PhD); and
University of Otago,
Wellington School of Medicine
and Health Sciences,
Wellington, New Zealand
(S Hales PhD)

Correspondence to:
Professor A J McMichael
tony.mcmichael@anu.edu.au

There is near unanimous scientific consensus that the rising atmospheric concentration of greenhouse gases due to human actions will cause warming (and other climatic changes) at Earth's surface. The Intergovernmental Panel on Climate Change (IPCC), drawing on the published results of leading modelling groups around the world, forecasts an increase in world average temperature by 2100 within the range 1.4–5.8°C.¹ The increase will be greater at higher latitudes and over land. Global average annual rainfall will increase, although many mid latitude and lower latitude land regions will become drier, whereas elsewhere precipitation events (and flooding) could become more severe. Climate variability is expected to increase in a warmer world.

Climatological research over the past two decades makes clear that Earth's climate will change in response to atmospheric greenhouse gas accumulation. The unusually rapid temperature rise (0.5°C) since the mid-1970s is substantially attributable to this anthropogenic increase in greenhouse gases.^{1,2} Various effects of this recent warming on non-human systems are apparent.^{3–9} In view of greenhouse gas longevity and the climate system's inertia, climate change would continue for at least several decades even if radical international pre-emptive action were taken very soon.^{1,10}

In the 1990s, climate change science relied on climate-system models with good atmospheric dynamics but simple representations of the ocean, land surface, sea ice, and sulphate aerosols, at coarse spatial resolution. Meanwhile, much has been learnt about how Earth's climate system responds to changes in natural and human generated effects: solar activity, volcanic eruptions, aerosols, ozone depletion, and greenhouse gas concentration. Today's global climate models are more comprehensive: they include more detailed representations of the ocean, land-surface, sea-ice, sulphate and non-sulphate aerosols, the carbon cycle, vegetation dynamics, and atmospheric chemistry, and at finer spatial resolution.¹⁰ Recent understanding of how sea surface temperature affects the characteristics of tropical storms and cyclones, and how ocean subsurface

temperatures, thermocline depths and thicknesses affect activity of the El Niño Southern Oscillation (ENSO) cycle, tropical cyclone intensification, and landfall prediction will further enrich modelling capacity.

Today's models have been well validated against the recorded data from past decades. Climate model projections, driven by anticipated future greenhouse gas and aerosol emissions, indicate that Earth will continue to warm, with associated increases in sea level and extreme weather events.

Modelling cannot be an exact science. There is debate about humankind's future trajectories for greenhouse gas emission. There are residual uncertainties about the sensitivity of the climate system to future atmospheric changes. The range in the forecast increase in world average temperature (1.4–5.8°C) by 2100 indicates both uncertainty about future greenhouse gas emissions and marginal differences in design of the several leading global climate models (UK, Germany, USA, etc). The spatial pattern of projected temperature and particularly rainfall changes also differ between models. Hence, estimates of climate changes over coming decades are indicative rather than predictive.¹ Note also that the uncertainty is symmetrical: underestimation of future climate change is as likely as overestimation. Longer term, the probability of exceeding critical thresholds—causing step-changes in climate, environment and related effects—will increase.^{1,10}

A fundamental global environmental change, affecting physical systems and ecosystems, will affect human health in many ways. However, many details are debated. What health effects will occur? When will they

Search strategy and selection criteria

We used keyword combinations to search MEDLINE and Science Citation Index databases for articles published in all languages during the years 1995–2005, including the search terms "climate", "climate change", "health", "health effects", "dengue", "malaria", "heat", "heat waves", "time-series", "floods", "extreme weather", and "harmful algae".

take place? Will there be both beneficial and adverse effects?

Publications about relations between (natural) variation in meteorological variables, especially temperature, and health effects is extensive, encompassing several decades. Many papers have been published, for example, on the association of heat waves with mortality excesses. Much of this empirical evidence is uncontroversial, and rather than reviewing it comprehensively, we have cited representative examples of research published in mainstream journals. Publications estimating, via modelling and extrapolation, how climate change will affect population health in future are much less extensive. They also entail several controversies (including debate over the relative effects of climatic versus social, economic, and topographic conditions on vector-borne infectious disease transmission). We cite representative reports to illustrate the main contending points of view. There is little empirical research exploring whether climate change over the past three decades has affected health, and the few papers attributing some particular recent health changes to climate change are debated. We have attempted to represent those debates fairly. Finally, little research has been done on the indirect pathways that link climate change to resultant social, economic, and demographic disruptions and their knock-on health effects. We comment on these because they are important, despite the sparse research.

There are several limitations to the available information. First, most empirical climate-health studies and most national assessments of health risks from future climate change have been done in high-income countries. Second, the estimation of future health trends and effects is necessarily subject to various uncertainties. Hence, our review inevitably differs from a more conventional review of published empirical biomedical evidence.

Figure 1 summarises the main pathways by which climate change can affect population health. The several main climatic-environmental manifestations of climate change are shown in the central section. The right-hand boxes, from top to bottom, entail an increase in complexity of causal process and, therefore, in the likelihood that health effects will be deferred or protracted. Most of the diverse anticipated health consequences are adverse, but some would be beneficial. Milder winters would reduce the normal seasonal peak mortality in winter in some temperate developed countries, and warming or drying in already hot regions would reduce the viability of mosquitoes (table).

The climate-health relationships that are the easiest to define and study are those in relation to heatwaves, the physical hazards of floods, storms, and fires, and various infectious diseases (especially those that are vector-borne). Other important climatic risks to health, from changes in regional food yields, disruption of fisheries, loss of livelihoods, and population displacement (because of sea-level rise, water shortages, etc) are less easy to study than these factors and their causal processes and effects are less easily quantified.

Climate variations and health

Before the prospect of anthropogenic climate change emerged, epidemiologists were not greatly interested in climate-health relations. Modern epidemiology has focused mainly on studying risk factors for non-communicable diseases in individuals, not populations. Meanwhile, there have been occasional studies examining deaths due to heatwaves, some epidemiological studies of air pollution incorporating temperature as a covariate, and a continuation of the longer standing research interest in meteorological effects on microbes, vectors, and infectious disease transmission. Overall, the health risks of climate-related thermal stress, floods, and infectious diseases have been the most amenable to conventional epidemiological studies.

Extreme weather events

Extreme weather events include periods of very high temperature, torrential rains and flooding, droughts, and storms. Over time, regional populations adapt to the local prevailing climate via physiological, behavioural, and cultural and technological responses. However, extreme events often stress populations beyond those adaptation limits. Understanding the health risks from

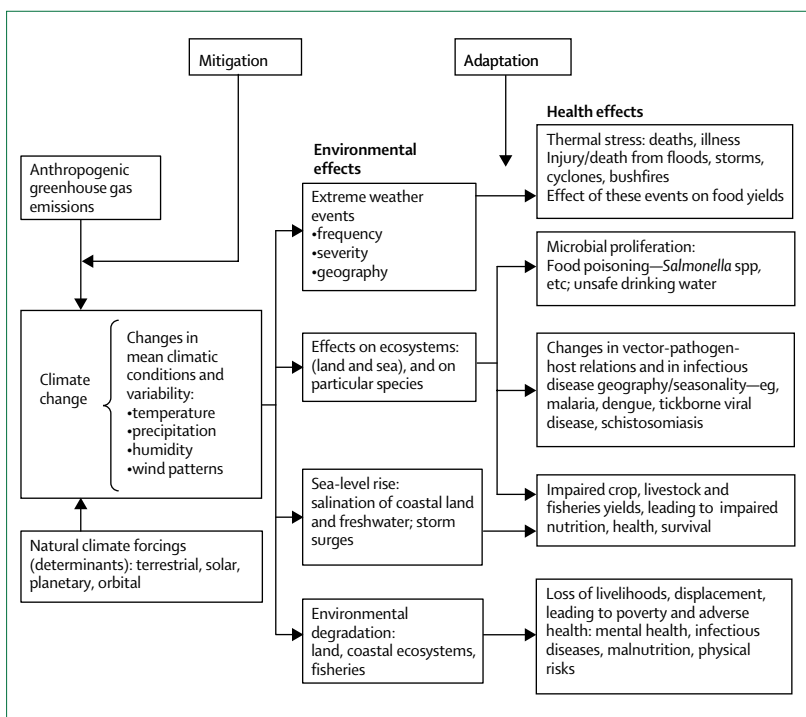


Figure 1: Schematic summary of main pathways by which climate change affects population health. Mitigation refers to true primary prevention (reducing greenhouse gas emissions). Adaptation (a form of late primary prevention) entails interventions to lessen adverse health effects.

	Adverse effect	Beneficial effect	References	
			Climate variability	Climate change
Temperature extremes (more very hot days, possibly fewer very cold days)	More daily deaths and disease events—primarily due to more very hot days	Reduced winter deaths and disease events in (at least some) temperate countries	11–13, 14, 15–18, 19–29	30–36
Floods	More injuries, deaths and other sequelae (infectious disease, mental health disorders)		37–44	2, 34, 45–47
Aero-allergen production	Increased allergic disorders (hay fever, asthma) due to longer pollen season	Reduced exposure to aero-allergens in some regions due to lesser production or shorter season of pollen circulation	48	
Food-poisoning (diarrhoeal disease)	Greater risks at higher temperature (especially salmonellosis)		40, 49–55	34
Water-borne infection	Cholera risk might be amplified by coastal/estuarine water warming, local flooding	Less risk where (heavy) rainfall diminishes	40, 56–61	62–64
Vector-borne infections	Mosquito-borne infections tend to increase with warming and certain changes in rainfall patterns: heightened transmission. Likewise tick-borne infections, although via more complex ecological changes	Mosquito reproduction and survival could be impaired by altered rainfall and surface water and by excessive heat: reduced transmission. Similar determinants may apply to ticks, snails and other vectors.	65–76	34, 60, 77–95
Regional crop yields	Reductions in many low-latitude and low-rainfall regions	Increases in currently too-cold regions (might not be sustained with continuing climate change)		34, 96, 97
Fisheries	Declines or shifts in local fisheries: protein shortages (in poor populations). Possible increased contamination	Latitudinal shifts of fisheries, with ocean warming, may benefit new host populations		98–100
Sea-level rise	Health consequences of population displacement, lost livelihood, exposure to coastal storm surges and floods. Salinisation of freshwater and coastal soil.			101

Table: Main known and probable health hazards of climate variability and climate change

these events is important because the future frequency and intensity of extreme events is expected to change as both climatic means and variability change.¹

Thermal stress

Populations typically display an optimum temperature at which the (daily or weekly) death rate is lowest. Mortality rates rise at temperatures outside this comfort zone.¹¹ Figure 2 shows a typical U-shaped relation. The trough represents the comfort zone; the steeper (right-side) arm of each line shows the mortality increase at hot temperatures, and the shallower (left-side) arm of each line shows the increase with colder temperatures.

The temperature-mortality relation varies greatly by latitude and climatic zone. People in hotter cities are more affected by colder temperatures, and people in colder cities are more affected by warmer temperatures.^{11,12} Regions where housing provides poor protection against cold have higher excess winter mortality than expected for that location.¹³ In the UK and some other northern high-latitude countries, seasonal death rates and illness events are higher in winter than in summer.^{14–18,30,102,103} There, the role of cold temperature itself, beyond the role of seasonal infectious agents (influenza in elderly people¹⁰⁴ and respiratory syncytial virus in infants¹⁰⁵) and seasonal haematological changes,¹⁰² remains unresolved.

Most epidemiological studies of extreme temperatures have been done in Europe and North America. These

studies have shown a positive association between heatwaves and mortality, with elderly people (who have diminished physiological capacity for thermoregulation),^{19,20} especially women,^{21–23} being the most affected. Other research indicates that mentally ill people,¹⁰⁶ children,^{24,107} and others in thermally stressful occupations or with pre-existing illness are also vulnerable. The striking mortality excess (about 30 000 deaths) during the extreme heatwave of August, 2003, in Europe,²⁵ especially France,²⁶ attests to the lethality of such events. The actual burden of life-years lost depends on the proportion of those deaths that is due to short-term mortality displacement in people otherwise likely to have died within the next 1–2 months. In the USA this proportion is around 30–40%.¹⁰⁸

Most heatwave deaths occur in people with pre-existing cardiovascular disease (heart attack and stroke) or chronic respiratory diseases. People living in urban environments are at greater risk than those in non-urban regions.²⁷ Thermally inefficient housing²⁸ and the so-called urban heat island effect (whereby inner urban environments, with high thermal mass and low ventilation, absorb and retain heat) amplify and extend the rise in temperatures (especially overnight).²⁰ In 2003 in Paris²⁶ many nursing homes and other assisted-living and retirement communities were not air-conditioned, and elderly residents might not have been promptly moved to air-conditioned shelters and rehydrated with fluids.

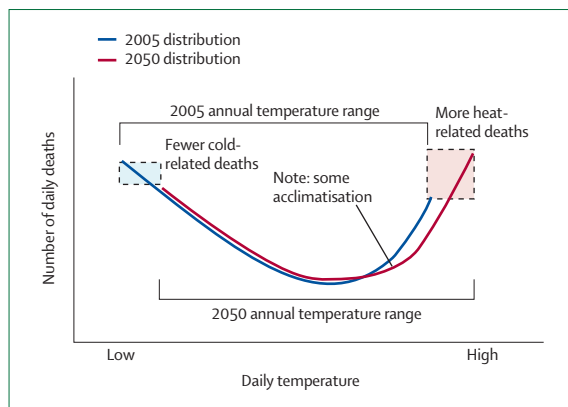


Figure 2: Schematic representation of how an increase in average annual temperature would affect annual total of temperature-related deaths, by shifting distribution of daily temperatures to the right. Additional heat-related deaths in summer would outweigh the extra winter deaths averted (as may happen in some northern European countries). Average daily temperature range in temperate countries would be about 5–30°C.

Physiological and behavioural adaptations can reduce heatwave morbidity and mortality,²⁰ as can changes in public health preparedness.¹⁰⁹ An overall drop in mortality associated with heatwaves across a recent three-decade period in 28 US cities²⁹ shows that weather-mortality relations can change over time. This decline indicates that adaptations to climate change (air conditioning, improved health care, and public awareness—along with changes in underlying health status) can reduce risks. Even so, under extreme conditions an increase in deaths can arise in cities that are accustomed to heatwaves and have high levels of prevention awareness and air conditioning.¹¹⁰

Floods

Floods are low-probability, high-impact events that overwhelm physical infrastructure, human resilience, and social organisation. From 1992 to 2001, there were 2257 reported disasters due to droughts or famines, extreme temperature, floods, forest/scrub fires, cyclones, and windstorms. The most frequent natural weather disaster was flooding (43%), killing almost 100 000 people and affecting over 1·2 billion people.³⁷

Floods result from the interaction of rainfall, surface run-off, evaporation, wind, sea level, and local topography. In inland areas, flood regimens vary substantially depending on catchment size, topography, and climate.¹¹¹ Where people live close to rivers, natural flows have usually been modified to avoid floods (eg, by constructing levees, dikes, and dams). Water management practices, urbanisation, intensified land use, and forestry can substantially alter the risks of floods.^{38,39,45,111,112} The trend in high-income countries for people to move to the coast, along with the world's topographic profile of deltas and coral atolls, means that many settlements and much arable land are at increasing risk from flooding due to rise of sea level.⁴⁶

Floods have recently tended to intensify, and this trend could increase with climate change.^{3,47} The ENSO cycle determines inter-annual variability in temperature and in rainfall, and the likelihood of flooding, storms, and droughts in many regions.¹¹³ It is a major part of the world's pre-eminent source of climate variability: the Pacific Ocean and its several regional climatic oscillations. It has a far-reaching, quasi-periodic, westward-extending effect every 3–6 years. Some health consequences arise during or soon after the flooding (such as injuries, communicable diseases,⁴⁰ or exposure to toxic pollutants⁴¹), whereas others (malnutrition⁴² and mental health disorders^{43,44}) occur later. Excessive rainfall facilitates entry of human sewage and animal wastes into waterways and drinking water supplies, potentiating water-borne diseases.^{56–59} Globally, disaster effects are greatest for droughts (and associated famines) because of their regional extent.¹¹⁴

Infectious diseases

Transmission of infectious disease is determined by many factors, including extrinsic social, economic, climatic, and ecological conditions,¹¹⁵ and intrinsic human immunity (analytic methods that differentiate extrinsic and intrinsic influences are now evolving¹¹⁶). Many infectious agents, vector organisms, non-human reservoir species, and rate of pathogen replication are sensitive to climatic conditions.^{60,61} Both salmonella and cholera bacteria, for example, proliferate more rapidly at higher temperatures, salmonella in animal gut and food, cholera in water. In regions where low temperature, low rainfall, or absence of vector habitat restrict transmission of vector-borne disease, climatic changes could tip the ecological balance and trigger epidemics. Epidemics can also result from climate-related migration of reservoir hosts or human populations.¹¹⁷

In many recent studies investigators have examined the relation between short-term climatic variation and occurrence of infectious disease—especially vector-borne disease. Studies in south Asia and South America (Venezuela and Columbia) have documented the association of malaria outbreaks with the ENSO cycle.^{65–68} In the Asia-Pacific region, El Niño and La Niña events seem to have affected the occurrence of dengue fever outbreaks.^{69–71} Similarly, inter-annual (especially ENSO-related) variations in climatic and environmental conditions in Australia affect outbreaks of Ross River virus disease.^{72,73,118}

Many of these associations between infectious diseases and El Niño events have a plausible climatic explanation. High temperatures in particular affect vector and pathogen. The effect of rainfall is more complex. For example, in tropical and subtropical regions with crowding and poverty, heavy rainfall and flooding may trigger outbreaks of diarrhoea, whereas very high rainfall can reduce mosquito populations by flushing larvae from their habitat in pooled water.

Increased notifications of (non-specific) food poisoning in the UK^{49,50} and of diarrhoeal diseases in Peru and Fiji^{51,59} have accompanied short-term increases in temperature. Further, strong linear associations have been noted between temperature and notifications of salmonellosis in European countries⁵² and Australia,⁵³ and a weak seasonal relation exists for campylobacter.^{54,55}

Are any health effects of climate change detectable?

Since global temperatures have risen noticeably over the past three decades (see introduction), some health outcomes are likely to already have been affected. However, there is nothing distinctive about the actual types of health outcomes due to longer-term climate change, versus shorter-term natural variation. Hence, the detection of health effects due to climate change is at this early stage difficult. However, if changes in various health outcomes occur, each plausibly due to the preceding climate change, then pattern-recognition can be used—as was recently used for assessment of non-human effects of recent climate change.¹¹⁹

The complexity of some causal pathways makes attribution difficult. Recent climate change might have contributed (via changes in temperature, rainfall, soil moisture, and pest and disease activity) to altered food yields in some regions.⁹⁶ In food-insecure populations this alteration may already be contributing to malnutrition. Subsistence hunting and fishing have been much harmed by recent climate changes in Alaska, through stresses on fish and wildlife driven by warming of air and sea, sea ice retreat, and ecosystem shifts.⁹⁸

Some actions taken in response to the advent of climate change also entail health risks. Sea level (figure 1) has risen moderately in recent decades, and population relocation from some of the lowest-lying Pacific islands is starting to take place.¹⁰¹ Such displacement often increases nutritional, physical, infectious disease, and mental health risks.

Extreme events

The number of people adversely affected by El Niño-related weather events over three recent decades, worldwide, appears to have increased greatly.¹²⁰ Systematic studies of trends over time in the effects of extreme events on human populations are needed to clarify this situation. One manifestation of global warming over the past 50 years is an increased duration of heatwaves in Alaska, Canada, central and eastern Europe, Siberia, and central Australia (data for South America and Africa are unavailable).¹²¹ Although no one extreme event can be attributed solely to climate change, the probability of a particular event occurring under modified climatic conditions can be estimated. Recent studies have shown that the record-breaking 2003 European summer heatwave was consistent with climate-

change modelling^{31,32} and substantially attributable to human-induced warming.³³

Rainfall seems to have become more variable globally, and the frequency of intense rainfall has increased in some areas.¹ However, evidence that climate change has affected the frequency or magnitude of river floods is inconsistent.^{81,122,123} Globally there has been a substantial increase in the risk of great floods (ie, in river basins larger than 200 000 km² and at levels greater than 100 years) over the past century.⁴⁷ At this stage, therefore, to attribute changes in flood-related health effects to climate change is difficult.

Infectious diseases

Several recent reports have shown that climate change might be affecting some infectious diseases—although no one study is conclusive. Tick-borne (viral) encephalitis in Sweden has reportedly increased in response to a succession of warmer winters over the past two decades,^{77,78} although this interpretation is contested.⁷⁹ The geographic range of ticks that transmit Lyme borreliosis and viral encephalitis has extended northwards in Sweden⁷⁸ and increased in altitude in the Czech Republic.¹²⁴ These extensions have accompanied recent trends in climate.^{78,125}

Changes in the intensity (amplitude) of the El Niño cycle since 1975, and more recently its frequency—both probably manifestations of climate change—have been accompanied by a strengthening of the relation between that cycle and cholera outbreaks in Bangladesh.⁶² The cholera vibrio naturally harbours within coastal and estuarine marine algae and copepods, whose proliferation is affected by sea-surface temperature and other environmental factors.⁶³ Evidence of marine ecosystem changes linked to climate trends¹²⁶ indicates that climate change is amplifying harmful algal blooms.^{64,127}

There is some, though inconclusive, evidence of increases in malaria in the eastern African highlands in association with local warming. Several investigators have documented an increase in highland malaria in recent decades,^{80–82} including in association with local warming trends.^{83,128} Although two other studies showed no statistically significant trends in climate in those same regions,^{84,85} the medium-resolution climate data used¹²⁹ were not well suited to research at this smaller geographical scale.¹³⁰

Within the climate range that limits the transmission rate and geographic bounds of infectious disease, many other social, economic, behavioural, and environmental factors also affect disease occurrence. For example, many environmental factors affect malaria incidence, including altitude,¹³¹ topography,¹³² environmental disturbance,⁷⁴ short-term climate variability,⁷⁵ ENSO,^{76,114} and longer-term climate trends.¹³⁰ To make a quantitative attribution of change in incidence to any single factor is therefore difficult.

Can current effects be estimated, if not yet directly observed? The current burden of disease attributable to climate change has been estimated by WHO as part of the Global Burden of Disease (2000) project, a comprehensive standardised risk assessment exercise that underwent critical review.¹³³ The estimation of the attributable burden was a statistical exercise that entailed three steps: (i) estimation of the baseline average annual disease burden in 1961–90; (ii) specification (from published work) of the increase in disease risk per unit increase in temperature or other climate variable; and (iii) estimation, by geographic region, of the current and future global distributions of population health effects of the change in climate. The extent of climate change (relative to the 1961–90 average climate) by the year 2000 is estimated to have caused in that year around 160 000 deaths worldwide and the loss of 5 500 000 disability-adjusted life-years (from malaria, malnutrition, diarrhoeal disease, heatwaves, and floods).³⁴

This exercise was conservative in several respects, including being limited to quantifiable health outcomes. Nevertheless, is it reasonable to attribute a proportion of global deaths from malaria, malnutrition, or other such outcomes in 2000, to the global warming that has taken place since around 1975? The fact that equivalent estimations are routinely made for other such relationships involving a disease with known multivariate causation—eg, the proportion of all stroke deaths in 2000 attributable to hypertension¹³⁴—suggests that, in principle, wherever a well documented exposure-effect relation exists, the incremental change in health outcome can legitimately be estimated for an incremental exposure (eg, temperature).

A more specific question is, can we attribute to climate change some fraction of the health effect associated with a particular climatic event that itself is partly attributable to climate change? For example, the probability of occurrence of the severe European heatwave of 2003 was estimated to have been doubled by the underlying warming trend largely induced by human activities.³³ Simple arithmetic therefore suggests that half the excess heat was due to that warming. Thus we could infer that approximately half of excess deaths during the 2003 heatwave were due to that underlying anthropogenic contribution.

Estimates of future health effects

Climate change will have many effects on health over the coming decades (figure 1). In view of the residual uncertainties in modelling, how the climate system will respond to future higher levels of greenhouse gases, and uncertainties over how societies will develop economically, technologically, and demographically, formal predictions of future health effects cannot be made. The appropriate task is to make estimations, for future modelled climate situations, of the consequent health effects.¹³⁶

This estimation can be done in three contexts: (i) in classic experimental fashion, holding constant all other non-climate factors likely to affect future health; (ii) incorporating such factors acting independently into a multivariate model, to estimate net changes in population health burden; (iii) also incorporating effect-modifying factors, especially those due to adaptive responses. Not surprisingly, much of the initial modelling research has been of type (i) above. Published work consists of both reports of specific modelling studies and of systematic assessments done over the past decade by national governments (eg, UK, Australia, USA, Portugal, Norway, Japan) and, recently, by WHO as part of its global burden of disease (2000) assessment.¹³⁵

Extreme events

The early modelling of the effect of extreme events assumed that climate change would act mainly by shifting the mean values of temperature and other meteorological variables. Little attention was paid to the possibility of altered climate variability.¹³⁶ Recently however, there have been gains in the modelling of how climatic variability will also change in future. One such study, for example, has estimated that major cities in Europe and northern USA will have substantial rises in both frequency and duration of severe heatwaves by 2090.³² The importance of considering changes in variability is illustrated in figure 3: small changes in temperature variability, along with a shift in mean temperature, can greatly increase the frequency of extreme heat. Similar reasoning applies to other meteorological variables. Because populations in high-income countries are predicted to age substantially over coming decades (the proportion aged over 60 years increasing from 19% to 32% by 2050),¹³⁷ and with a trend towards urbanisation in all countries (projected to increase from 45% in 1995 to 61% by 2030),¹³⁸ a greater proportion of people in all countries will be at risk from heat extremes in future, even without substantial climate change.¹³⁹ In Australia, for a medium-emissions climate change setting in 2050, the annual number of deaths attributable to excess heat in capital city populations is expected to increase by 50% to 1650 (assuming no change in population size and profile).³⁵

Conversely, the mortality risk from cold weather is expected to decline in northern latitudes.³⁶ Currently, physiological and behavioural acclimatisation probably explains the gradient in the low-temperature threshold for increasing mortality, apparent from northern to southern Europe.¹² But whether populations can offset temperature-related changes in mortality risks by acclimatisation (eg, through changes in building design¹³) is uncertain.

The accurate estimation of future deaths from floods and storms is impeded by the absence of empirically documented exposure-response relations. Further, the

typical spatial scale of global climate models—even at the country level—is still too coarse for reliable projections of precipitation.⁴⁵ Unless current deficiencies in watershed protection, infrastructure, and storm drainage systems are remedied, the risk of water-borne contamination events will probably increase.⁴⁰

Infectious diseases

Climate change will affect the potential incidence, seasonal transmission, and geographic range of various vector-borne diseases. These diseases would include malaria, dengue fever, and yellow fever (all mosquito-borne), various types of viral encephalitis, schistosomiasis (water-snails), leishmaniasis (sand-flies: South America and Mediterranean coast), Lyme disease (ticks), and onchocerciasis (West African river blindness, spread by black flies).⁸⁶

The formal modelling of the effects of climate change on vector-borne diseases has focused on malaria and dengue fever. Modelling of dengue fever is conceptually simpler than for malaria. Whereas malaria entails two main pathogen variants (*falciparum* and *vivax*) and relies on several dozen regionally dominant mosquito species, dengue fever transmission depends principally on one mosquito vector, *Aedes aegyptii*. Both statistical and biologically based (mathematical) models have been used to assess how a specified change in temperature and rainfall pattern would affect the potential for transmission of these and other vector-borne diseases.

Various research groups have published estimates of how climate change will affect future transmission of malaria.^{87–93} Biologically based models of climate-malaria futures depend on the documented mathematical relation between temperature and transmission, including a simple threshold for the effect of rainfall. Empirical statistical models can account for interactions between temperature and rainfall effects, but are affected by the uncertainty of modelled projections of future rainfall.⁹² Several models project a small geographical expansion of potential malaria transmission in the next few decades,^{88,90} with some estimating more substantial changes later this century.^{90,91,93} In several studies that have modelled seasonal changes in transmission researchers estimate a substantial extension—such as a 16–28% increase in person-months of exposure to malaria in Africa by 2100.⁸⁹

Three research groups have estimated how climate change will affect dengue fever. Early models were biologically based, driven mainly by the known effect of temperature on virus replication within the mosquito. Warmer temperatures (up to a threshold) shorten the time for mosquitoes to become infectious, increasing the probability of transmission.⁹⁴ Studies with both biologically based⁹⁴ and statistical models⁹⁵ project substantial increases in the population at risk of dengue (eg, figure 4).

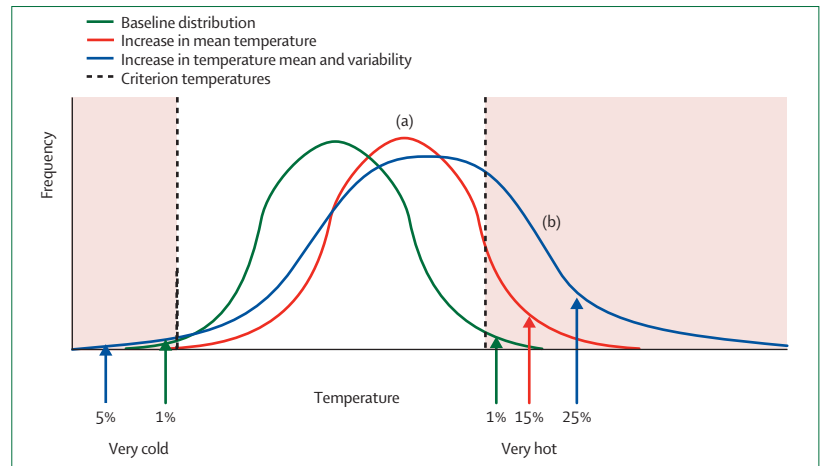


Figure 3: The effect of increases in (a) mean temperature, and (b) temperature mean and variability, on frequency of extreme temperature days

Arrows designate the area-under-the-curve, beyond the criterion temperatures for very cold and very hot. Percentages are approximate only.

Such modelling excludes many (often unforeseeable) non-climate aspects of the future world. Nevertheless, estimation of how the intrinsic probability of disease transmission would alter in response to climate change alone is informative—and accords with classic experimental science (see type (i) in Estimates of future health effects). Whether the change in disease transmission actually occurs also depends on non-climate factors; presence of vector and pathogen is prerequisite, as is vector access to non-immune people. The transmission of such diseases is also much affected by socioeconomic conditions and by the robustness of public health defences.^{91,140,141} For example, case surveillance and treatment in fringe areas, management of deforestation and surface water, and effective mosquito control programmes would tend to offset the increased risk due to climate change, whereas universally-funded bed-net campaigns would reduce infection rates. Future modelling will benefit by incorporation of those non-climate contextual changes that are reasonably foreseeable.

Other health effects

Beyond the specific and quantifiable risks to health are indirect and knock-on health effects due to the social, economic, and political disruptions of climate change, including effects on regional food yields and water supplies. Modelling of climate change effects on cereal grain yields indicates a future world of regional winners and losers, with a 5–10% increase in the global number of underfed people.⁹⁷ The conflicts and the migrant and refugee flows likely to result from these wider-ranging effects would, typically, increase infectious diseases, malnutrition, mental health problems, and injury and violent death. Future assessments of the health effects of climate change should attempt order-of-magnitude estimates of these more diffuse risks to health.

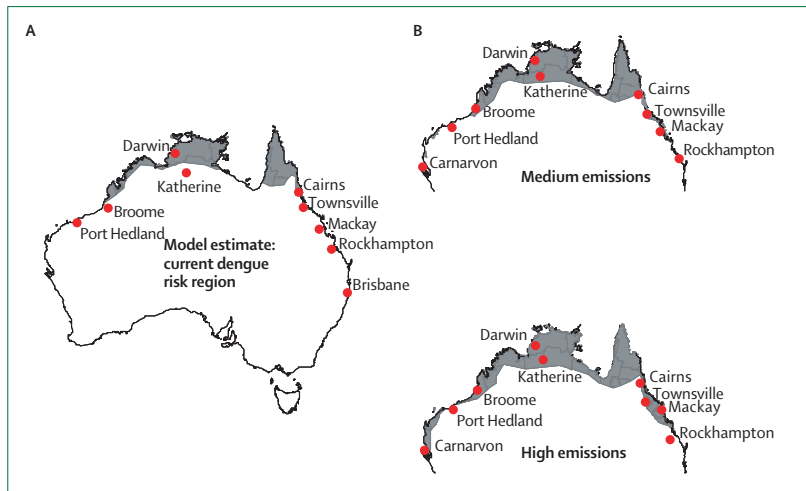


Figure 4: Modelled estimates of the current (A) and future (2050) (B) geographic regions (shaded areas) suitable for maintenance of the dengue vector *Ae aegyptii* in Australia

Model based on baseline (1961–90) estimates of water vapour pressure estimates for current climate and for future climate, in settings of medium and high global emissions of greenhouse gases.³⁵

The wider ramifications of climate change for health are well illustrated by a recent study of how ocean warming around the Faroe Islands will facilitate the methylation of (pollutant) mercury and its subsequent uptake by fish. Concentrations in cod and pilot whales would increase by an estimated 3–5% for a 1°C rise in water temperature.⁹⁹ Eating methyl-mercury-contaminated fish impairs fetal-infant neurocognitive development.¹⁴² Further, ocean warming is already beginning to cause geographic shifts in fisheries.¹⁰⁰ Climate change might also alter the timing and duration of pollen and spore seasons and the geographic range of these aeroallergens, affecting allergic disorders such as hay fever and asthma.⁴⁸

The advent of changes in global climate signals that we are now living beyond Earth's capacity to absorb a major waste product: anthropogenic greenhouse gases. The resultant risks to health (and other environmental and societal outcomes) are anticipated to compound over time as climate change—along with other large-scale environmental and social changes—continues.

Research on climate, climate change, and health has focused largely on thermal stress, other extreme weather events, and infectious diseases. The wider spectrum of health risks should now be given more attention. With the adaptability of human culture, many communities will be able to buffer themselves (at least temporarily) against some of the effects of climate change. Buffering capacity, though, varies greatly between regions and communities, indicating differences in geography, technological resources, governance, and wealth.¹⁴³ Research to characterise vulnerable groups is needed.

Knowledge of vulnerability allows an informed approach to development and evaluation of adaptive

strategies to lessen those health risks. Although details¹⁴⁴ are beyond our scope here, it is noteworthy that governments are now paying increasing attention to adaptation options. Researchers must engage, too, with the formulation, evaluation, and economic costing of adaptive strategies. Beyond structural, technological, procedural, and behavioural adaptations by at-risk communities are larger-scale technical possibilities—such as applying satellite data and computer modelling to natural disaster forecasting, and geographic information system modelling of the effect of changes in rainfall and vegetation on specific infectious diseases. Other generalised strategies include protection from coastal storm surges, improved sentinel case surveillance for infectious diseases, development of crops resistant to drought and disease, and most importantly, the fostering of renewable energy sources.

Conclusion

Research into the existence, future likelihood, and magnitude of health consequences of climate change represents an important input to international and national policy debates. Recognition of widespread health risks should widen these debates beyond the already important considerations of economic disruption, risks to infrastructure, loss of amenity, and threatened species. The evidence and anticipation of adverse health effects will indicate priorities for planned adaptive strategies, and crucially, will strengthen the case for pre-emptive policies. It will help us understand better the real meaning of sustainability.

Conflict of interest statement

All the authors have been or are involved in the scientific review activities of the Intergovernmental Panel on Climate Change (IPCC).

Acknowledgments

The authors thank Kevin Hennessy and Sari Kovats for helpful comments.

References

- 1 IPCC. Climate change 2001: the scientific basis. Contribution of working group I to the third assessment report of the Intergovernmental Panel on Climate Change. Cambridge: Cambridge University Press, 2001.
- 2 Trenberth KE. Climate variability and global warming. *Science* 2001; **293**: 48–49.
- 3 Easterling DR, Meehl GA, Parmesan C, Chagnon SA, Karl TR, Mearns LO. Climate extremes: observations, modeling, and impacts. *Science* 2000; **289**: 2068–74.
- 4 White NJ, Church JA, Gregory JM. Coastal and global averaged sea level rise for 1950 to 2000. *Geophys Res Lett* 2005; **32**: L01601.
- 5 Thompson LG, Mosley-Thompson E, Davis ME, et al. Kilimanjaro ice core records: evidence of Holocene climate change in tropical Africa. *Science* 2002; **298**: 589–93.
- 6 Rignot E, Rivera A, Casassa G. Contribution of the Patagonia icefields of South America to sea level rise. *Science* 2003; **302**: 434–37.
- 7 Malhi Y, Phillips OL. Tropical forests and global atmospheric change: a synthesis. *Philos Trans R Soc Lond B Biol Sci* 2004; **359**: 549–55.
- 8 Root TL, Price JT, Hall KR, Schneider SH, Rosenzweig C, Pounds JA. Fingerprints of global warming on wild animals and plants. *Nature* 2003; **421**: 57–60.
- 9 Parmesan C, Yohe G. A globally coherent fingerprint of climate change impacts across natural systems. *Nature* 2003; **421**: 37–42.

- 10 Houghton J. Global warming: the complete briefing, 3rd edn. Cambridge: Cambridge University Press, 2004.
- 11 Curriero FC, Heiner KS, Samet JM, Zeger SL, Strug L, Patz JA. Temperature and mortality in 11 cities of the eastern United States. *Am J Epidemiol* 2002; **155**: 80–87.
- 12 Keatinge WR, Donaldson GC, Cordioli E, et al. Heat related mortality in warm and cold regions of Europe: observational study. *BMJ* 2000; **321**: 670–73.
- 13 Keatinge WR, Donaldson GC, Bucher K, et al. Winter mortality in relation to climate. *Int J Circumpolar Health* 2000; **59**: 154–59.
- 14 Huynen MM, Martens P, Schram D, Weijenberg MP, Kunst AE. The impact of heat waves and cold spells on mortality rates in the Dutch population. *Environ Health Perspect* 2001; **109**: 463–70.
- 15 Donaldson GC, Keatinge WR. Mortality related to cold weather in elderly people in southeast England, 1979–94. *BMJ* 1997; **315**: 1055–56.
- 16 Aronow WS, Ahn C. Elderly nursing home patients with congestive heart failure after myocardial infarction living in New York City have a higher prevalence of mortality in cold weather and warm weather months. *J Gerontol A Biol Sci Med Sci* 2004; **59**: 146–47.
- 17 Donaldson GC, Keatinge WR. Early increases in ischaemic heart disease mortality dissociated from and later changes associated with respiratory mortality after cold weather in south east England. *J Epidemiol Community Health* 1997; **51**: 643–48.
- 18 Hajat S, Bird W, Haines A. Cold weather and GP consultations for respiratory conditions by elderly people in 16 locations in the UK. *Eur J Epidemiol* 2004; **19**: 959–68.
- 19 Basu R, Samet JM. Relation between elevated ambient temperature and mortality: a review of the epidemiologic evidence. *Epidemiol Rev* 2002; **24**: 190–202.
- 20 McGeehin MA, Mirabelli M. The potential impacts of climate variability and change on temperature-related morbidity and mortality in the United States. *Environ Health Perspect* 2001; **109** (suppl 2): 185–89.
- 21 Diaz J, Jordan A, Garcia R, et al. Heat waves in Madrid 1986–1997: effects on the health of the elderly. *Int Arch Occup Environ Health* 2002; **75**: 163–70.
- 22 Diaz J, Garcia R, Velazquez de Castro F, Hernandez E, Lopez C, Otero A. Effects of extremely hot days on people older than 65 years in Seville (Spain) from 1986 to 1997. *Int J Biometeorol* 2002; **46**: 145–49.
- 23 Rooney C, McMichael AJ, Kovats RS, Coleman MP. Excess mortality in England and Wales during the 1995 heatwave. *J Epidemiol Community Health* 1998; **52**: 482–86.
- 24 O'Neill MS, Zanobetti A, Schwartz J. Modifiers of the temperature and mortality association in seven US cities. *Am J Epidemiol* 2003; **157**: 1074–82.
- 25 International Federation of Red Cross and Red Crescent. World Disasters Report. <http://www.ifrc.org/publicat/wdr2004/chapter2.asp> (accessed Oct 5, 2005).
- 26 Dhainaut JF, Claessens YE, Ginsburg C, Riou B. Unprecedented heat-related deaths during the 2003 heat wave in Paris: consequences on emergency departments. *Crit Care* 2004; **8**: 1–2.
- 27 Smoyer KE, Rainham DG, Hewko JN. Heat-stress-related mortality in five cities in Southern Ontario: 1980–1996. *Int J Biometeorol* 2000; **44**: 190–97.
- 28 Healy JD. Excess winter mortality in Europe: a cross country analysis identifying key risk factors. *J Epidemiol Community Health* 2003; **57**: 784–89.
- 29 Davis RE, Knappenberger PC, Novicoff WM, Michaels PJ. Decadal changes in summer mortality in US cities. *Int J Biometeorol* 2003; **47**: 166–75.
- 30 Keatinge WR, Donaldson GC. The impact of global warming on health and mortality. *South Med J* 2004; **97**: 1093–99.
- 31 Schar C, Luigi-Vidale P, Luthi D, et al. The role of increasing temperature variability in European summer heatwaves. *Nature* 2004; **427**: 332–36.
- 32 Meehl GA, Tebaldi C. More intense, more frequent, and longer lasting heat waves in the 21st century. *Science* 2004; **305**: 994–97.
- 33 Stott PA, Stone DA, Allen MR. Human contribution to the European heatwave of 2003. *Nature* 2004; **432**: 610–14.
- 34 Campbell-Lendrum D, Pruss-Ustun A, Corvalan C. How much disease could climate change cause? In: McMichael AJ, Campbell-Lendrum D, Corvalan C, Ebi KL, Githeko AK, Scheraga JS, eds. Climate change and health: risks and responses. Geneva: World Health Organization, 2003: 133–155.
- 35 McMichael AJ, Woodruff RE, Whetton P, et al. Human health and climate change in Oceania: a risk assessment. Canberra, Australia: Commonwealth Department of Health and Ageing, 2003: 116.
- 36 Patz JA, McGeehin MA, Bernard SM, et al. The potential health impacts of climate variability and change for the United States: executive summary of the report of the health sector of the U.S. National Assessment. *Environ Health Perspect* 2000; **108**: 367–76.
- 37 OFDA/CRED. EM-DAT: The international disaster database. <http://www.cred.be/emdat> (accessed Oct 5, 2005).
- 38 Bankoff G. Constructing vulnerability: the historical, natural and social generation of flooding in metropolitan Manila. *Disasters* 2003; **27**: 224–38.
- 39 Tol RS, van der Grijp N, Olsthoorn AA, van der Werff PE. Adapting to climate: a case study on riverine flood risks in the Netherlands. *Risk Anal* 2003; **23**: 575–83.
- 40 Rose JB, Epstein PR, Lipp EK, Sherman BH, Bernard SM, Patz JA. Climate variability and change in the United States: potential impacts on water and foodborne diseases caused by microbiologic agents. *Environ Health Perspect* 2001; **109** (suppl 2): 211–21.
- 41 Stachel B, Gotz R, Herrmann T, et al. The Elbe flood in August 2002—occurrence of polychlorinated dibenzo-p-dioxins, polychlorinated dibenzofurans (PCDD/F) and dioxin-like PCB in suspended particulate matter (SPM), sediment and fish. *Water Sci Technol* 2004; **50**: 309–16.
- 42 Del Ninno C, Lundberg M. Treading water: the long-term impact of the 1998 flood on nutrition in Bangladesh. *Econ Hum Biol* 2005; **3**: 67–96.
- 43 Reacher M, McKenzie K, Lane C, et al. Health impacts of flooding in Lewes: a comparison of reported gastrointestinal and other illness and mental health in flooded and non-flooded households. *Commun Dis Public Health* 2004; **7**: 39–46.
- 44 Verger P, Hunault C, Rotily M, Baruffol E. [Risk factors for post traumatic stress symptoms five years after the 1992 flood in the Vaucluse (France)]. *Rev Epidemiol Sante Publique* 2000; **48** (suppl 2): 2S44–53.
- 45 Bronstert A. Floods and climate change: interactions and impacts. *Risk Anal* 2003; **23**: 545–57.
- 46 Pilkey OH, Cooper JA. Climate. Society and sea level rise. *Science* 2004; **303**: 1781–82.
- 47 Milly PC, Wetherald RT, Dunne KA, Delworth TL. Increasing risk of great floods in a changing climate. *Nature* 2002; **415**: 514–17.
- 48 Beggs P. Impact of climate change on aeroallergens: past and future. *Clin Exp Allergy* 2004; **34**: 1507–13.
- 49 Bentham G, Langford IH. Environmental temperatures and the incidence of food poisoning in England and Wales. *Int J Biometeorol* 2001; **45**: 22–26.
- 50 Bentham G, Langford IH. Climate change and the incidence of food poisoning in England and Wales. *Int J Biometeorol* 1995; **39**: 81–86.
- 51 Checkley W, Epstein LD, Gilman RH, et al. Effects of El Niño and ambient temperature on hospital admissions for diarrhoeal diseases in Peruvian children. *Lancet* 2000; **355**: 442–50.
- 52 Kovats RS, Edwards SJ, Hajat S, et al. The effect of temperature on food poisoning: a time-series analysis of salmonellosis in ten European countries. *Epidemiol Infect* 2004; **132**: 443–53.
- 53 D'Souza RM, Becker NG, Hall G, Moodie K. Does ambient temperature affect foodborne disease? *Epidemiology* 2004; **15**: 86–92.
- 54 Kovats RS, Edwards SJ, Charron D, et al. Climate variability and campylobacter infection: an international study. *Int J Biometeorol* 2005; **49**: 207–14.
- 55 Nichols GL. Fly transmission of *Campylobacter*. *Emerg Infect Dis* 2005; **11**: 361–364.
- 56 Rose JB, Daeschner S, Easterling DR, Curriero FC, Lele S, Patz JA. Climate and waterborne disease outbreaks. *J Am Water Works Assoc* 2000; **92**: 77–87.
- 57 Curriero FC, Patz JA, Rose JB, Lele S. The association between extreme precipitation and waterborne disease outbreaks in the United States, 1948–1994. *Am J Public Health* 2001; **91**: 1194–1199.

- 58 Auld H, MacIver D, Klaassen J. Heavy rainfall and waterborne disease outbreaks: the Walkerton example. *J Toxicol Environ Health, Part A* 2004; **67**: 1879–87.
- 59 Singh RB, Hales S, de Wet N, Raj R, Hearnden M, Weinstein P. The influence of climate variation and change on diarrheal disease in the Pacific Islands. *Environ Health Perspect* 2001; **109**: 155–59.
- 60 Reeves WC, Hardy JL, Reisen W, Milby MM. Potential effect of global warming on mosquito-borne arboviruses. *J Med Entomol* 1994; **31**: 323–32.
- 61 Pascual M, Dobson A. Seasonal patterns of infectious diseases. *PLoS Med* 2005; **2**: e5.
- 62 Rodo X, Pascual M, Fuchs G, Faruque A. ENSO and cholera: a nonstationary link related to climate change? *Proc Natl Acad Sci USA* 2002; **99**: 12901–06.
- 63 Lipp E, Huq A, Colwell R. Effects of global climate on infectious disease: the cholera model. *Clin Microbiol Rev* 2002; **15**: 757–70.
- 64 Morris J. Harmful algal blooms: an emerging public health problem with possible links to human stress on the environment. *Annu Rev Energy Environ* 1999; **24**: 367–90.
- 65 Bouma MJ, van der Kaay HJ. The El Niño Southern Oscillation and the historic malaria epidemics on the Indian subcontinent and Sri Lanka: an early warning system for future epidemics? *Trop Med Int Health* 1996; **1**: 86–96.
- 66 Bouma MJ, Dye C, van der Kaay HJ. Falciparum malaria and climate change in the northwest frontier province of Pakistan. *Am J Trop Med Hyg* 1996; **55**: 131–37.
- 67 Bouma MJ, Poveda G, Rojas W, et al. Predicting high-risk years for malaria in Colombia using parameters of El Niño Southern Oscillation. *Trop Med Int Health* 1997; **2**: 1122–27.
- 68 Bouma MJ, Dye C. Cycles of malaria associated with El Niño in Venezuela. *JAMA* 1997; **278**: 1772–74.
- 69 Hales S, Weinstein P, Woodward A. Dengue fever epidemics in the South Pacific: driven by El Niño Southern Oscillation? *Lancet* 1996; **348**: 1664–65.
- 70 Hales S, Weinstein P, Souares Y, Woodward A. El Niño and the dynamics of vectorborne disease transmission. *Environ Health Perspect* 1999; **107**: 99–102.
- 71 Hopp M, Foley J. Worldwide fluctuations in dengue fever cases related to climate variability. *Climate Research* 2003; **25**: 85–94.
- 72 Maelzer D, Hales S, Weinstein P, Zalucki M, Woodward A. El Niño and arboviral disease prediction. *Environ Health Perspect*. 1999; **107**: 817–18.
- 73 Woodruff R, Guest C, Garner M, et al. Predicting Ross River virus epidemics from regional weather data. *Epidemiology* 2002; **13**: 384–93.
- 74 Carlson J, Byrd B, Omlin F. Field assessments in western Kenya link malaria vectors to environmentally disturbed habitats during the dry season. *BMC Public Health* 2004; **4**: 33.
- 75 Zhou G, Minakawa N, Githeko AK, Yan GY. Association between climate variability and malaria epidemics in the East African highlands. *Proc Natl Acad Sci USA* 2004; **101**: 2375–80.
- 76 Snow R, Ikoku A, Omumbo J, Ouma J. The epidemiology, politics and control of malaria epidemics in Kenya: 1900–1998. Nairobi: KEMRI/Wellcome Trust Collaborative Programme, 1999.
- 77 Lindgren E. Climate change, tick-borne encephalitis and vaccination needs in Sweden—a prediction model. *Ecol Modell* 1998; **110**: 55–63.
- 78 Lindgren E, Talleklint L, Polfeldt T. Impact of climatic change on the northern latitude limit and population density of the disease-transmitting European tick *Ixodes ricinus*. *Environ Health Perspect* 2000; **108**: 119–123.
- 79 Randolph SE, Rogers DJ. Fragile transmission cycles of tick-borne encephalitis virus may be disrupted by predicted climate change. *Proc R Soc Lond B Biol Sci* 2000; **267**: 1741–44.
- 80 Loevinsohn ME. Climatic warming and increased malaria incidence in Rwanda. *Lancet* 1994; **343**: 714–18.
- 81 Lindblade KA, Walker ED, Onapa AW, Katungu J, Wilson ML. Highland malaria in Uganda: prospective analysis of an epidemic associated with El Niño. *Trans R Soc Trop Med Hyg* 1999; **93**: 480–87.
- 82 Ndyomugenyi R, Magnussen P. Trends in malaria-attributable morbidity and mortality among young children admitted to Ugandan hospitals, for the period 1990–2001. *Ann Trop Med Parasitol* 2004; **98**: 315–27.
- 83 Bonora S, De Rosa F, Boffito M, Di Perri G. Rising temperature and the malaria epidemic in Burundi. *Trends Parasitol* 2001; **17**: 572–73.
- 84 Hay SI, Cox J, Rogers DJ, et al. Climate change and the resurgence of malaria in the East African highlands. *Nature* 2002; **415**: 905–09.
- 85 Small J, Goetz SJ, Hay SI. Climatic suitability for malaria transmission in Africa, 1911–1995. *Proc Natl Acad Sci USA* 2003; **100**: 15341–45.
- 86 McMichael A, Campbell-Lendrum D, Ebi K, Githeko A, Scheraga J, Woodward A, eds. Climate change and human health: risks and responses. Geneva: World Health Organization, 2003.
- 87 Lindsay S, Birley M. Climate change and malaria transmission. *Ann Trop Med Parasitol* 1996; **90**: 573–88.
- 88 Rogers DJ, Randolph SE. The global spread of malaria in a future, warmer world. *Science* 2000; **289**: 1763–66.
- 89 Tanser F, Sharp BL, Le Sueur D. Potential effect of climate change on malaria transmission in Africa. *Lancet* 2003; **362**: 1792–98.
- 90 Thomas CJ, Davies G, Dunn CE. Mixed picture for changes in stable malaria distribution with future climate in Africa. *Trends Parasitol* 2004; **20**: 216–20.
- 91 van Lieshout M, Kovats RS, Livermore MTJ, Martens P. Climate change and malaria: analysis of the SRES climate and socio-economic scenarios. *Glob Environ Change* 2004; **14**: 87–99.
- 92 Sutherst RW. Global change and human vulnerability to vector-borne diseases. *Clin Microbiol Rev* 2004; **17**: 136–73.
- 93 Martens P, Kovats RS, Nijhof S, et al. Climate change and future populations at risk of malaria. *Glob Environ Change* 1999; **9**: S89–S107.
- 94 Jetten T, Focks D. Potential changes in the distribution of dengue transmission under climate warming. *Am J Trop Med Hyg* 1997; **57**: 285–297.
- 95 Hales S, de Wet N, Maimonondal J, Woodward A. Potential effect of population and climate changes on global distribution of dengue fever: an empirical model. *Lancet* 2002; **360**: 830–34.
- 96 McMichael AJ. Impact of climatic and other environmental changes on food production and population health in the coming decades. *Proc Nutr Soc* 2001; **60**: 195–201.
- 97 Parry ML, Rosenzweig C, Iglesias A, Livermore M, Fischer G. Effects of climate change on global food production under SRES emissions and socio-economic scenarios. *Glob Environ Change* 2004; **4**: 53–67.
- 98 US Global Change Research Program. Climate change impacts on the United States: the potential consequences of climate variability and change. Cambridge: Cambridge University Press, 2001.
- 99 Booth S, Zeller D. Mercury. Mercury, food webs, and marine mammals: implications of diet and climate change for human health. *Environ Health Perspect* 2005; **113**: 521–26.
- 100 Perry A, Low P, Ellis J, Reynolds J. Climate change and distribution shifts in marine fishes. *Science*, 2005; **308**: 1912–15.
- 101 Agence France Presse. Tuvalu PM blames global warming as Funafuti sinks. <http://www.tuvaluaislands.com/news/archives/2004/2004-02-21b.htm> (accessed Oct 5, 2005).
- 102 Weerasinghe DP, MacIntyre CR, Rubin GL. Seasonality of coronary artery deaths in New South Wales, Australia. *Heart* 2002; **88**: 30–34.
- 103 Afza M, Bridgman S. Winter emergency pressures for the NHS: contribution of respiratory disease, experience in North Staffordshire district. *J Public Health Med* 2001; **23**: 312–13.
- 104 Reichert TA, Simonsen L, Sharma A, Pardo S, Fedson D, Miller M. Influenza and the winter increase in mortality in the United States, 1959–1999. *Am J Epidemiol* 2004; **160**: 492–502.
- 105 Hall CB, McCarthy CA. Respiratory syncytial virus. In: Mandell G, Bennett J, Dolin R, eds. Mandell, Douglas and Bennett's principles and practices of infectious diseases. 4th edn. New York: Churchill Livingstone, 1995: 1501–19.
- 106 Ledrans M, Pirard P, Tillaut H, et al. [The heat wave of August 2003: what happened?]. *Rev Pract* 2004; **54**: 1289–97.
- 107 Bouchama A. The 2003 European heat wave. *Intensive Care Med* 2004; **30**: 1–3.
- 108 McMichael AJ, Haines A, Slooff R, Kovats RS, eds. Climate Change and Human Health. Geneva: WHO, 1996: 51–52.

- 109 Weisskopf MG, Anderson HA, Foldy S, et al. Heat wave morbidity and mortality, Milwaukee, Wis, 1999 vs 1995: an improved response? *Am J Public Health* 2002; **92**: 830–33.
- 110 Smoyer KE. A comparative analysis of heat waves and associated mortality in St. Louis, Missouri—1980 and 1995. *Int J Biometeorol* 1998; **42**: 44–50.
- 111 Poff NL. Ecological response to and management of increased flooding caused by climate change. *Philos Transact A Math Phys Eng Sci* 2002; **360**: 1497–510.
- 112 Mudelsee M, Borngen M, Tetzlaff G, Grunewald U. No upward trends in the occurrence of extreme floods in central Europe. *Nature* 2003; **425**: 166–69.
- 113 Philander SGH. El Niño, La Niña and the Southern Oscillation. San Diego: San Diego Academic Press, 1990.
- 114 Kovats RS, Bouma MJ, Hajat S, Worrall E, Haines A. El Niño and health. *Lancet* 2003; **362**: 1481–89.
- 115 Weiss R, McMichael AJ. Social and environmental risk factors in the emergence of infectious diseases. *Nat Med* 2004; **10**: S70–76.
- 116 Koelle KPM. Disentangling extrinsic from intrinsic factors in disease dynamics: a nonlinear time series approach with an application to cholera. *Am Nat* 2004; **163**: 901–13.
- 117 Hales S, Kovats S, Woodward A. What El Niño can tell us about human health and global climate change. *Global Change Human Health* 2000; **1**: 66–77.
- 118 Tong SL, Hu WB, McMichael AJ. Climate variability and Ross River virus transmission in Townsville region, Australia, 1985–1996. *Trop Med Int Health* 2004; **9**: 298–304.
- 119 Walther GR, Post E, Convey P, et al. Ecological responses to recent climate change. *Nature* 2002; **416**: 389–95.
- 120 Bouma MJ, Kovats RS, Goubet SA, Cox JSH, Haines A. Global assessment of El Niño's disaster burden. *Lancet* 1997; **350**: 1435–38.
- 121 Frich P, Alexander LV, Della-Marta P, et al. Observed coherent changes in climatic extremes during the second half of the twentieth century. *Climate Research* 2002; **19**: 193–212.
- 122 Robson AJ. Evidence for trends in UK flooding. *Philos Transact A Math Phys Eng Sci* 2002; **360**: 1327–43.
- 123 Black AR, Burns JC. Re-assessing the flood risk in Scotland. *Sci Total Environ* 2002; **294**: 169–84.
- 124 Danielova V. Overwintering of mosquito-borne viruses. *Med Biol* 1975; **53**: 282–87.
- 125 Zeman P. Objective assessment of risk maps of tick-borne encephalitis and Lyme borreliosis on spatial patterns of located cases. *Int J Epidemiol* 1997; **26**: 1121–1130.
- 126 Edwards M, Richardson A. Impact of climate change on marine pelagic phenology and trophic mismatch. *Nature* 2004; **430**: 881–84.
- 127 Wilcox B, Aguirre A. One ocean, one health. *Ecohealth* 2004; **1**: 211–12.
- 128 Tulu AN. Determinants of malaria transmission in the highlands of Ethiopia. The impact of global warming on morbidity and mortality ascribed to malaria. PhD thesis, University of London, 1996.
- 129 New M, Hulme M, Jones P. Representing twentieth-century space-time climate variability. Part II: development of 1901–96 monthly grids of terrestrial surface climate. *J Clim* 2000; **13**: 2217–38.
- 130 Patz JA, Hulme M, Rosenzweig C, et al. Climate change: regional warming and malaria resurgence. *Nature* 2002; **420**: 627–628.
- 131 Bodker R, Akida J, Shayo D, et al. Relationship between altitude and intensity of malaria transmission in the Usambara Mountains, Tanzania. *J Med Entomol* 2003; **40**: 706–17.
- 132 Balls MJ, Bodker R, Thomas CJ, Kisinza W, Msangeni HA, Lindsay SW. Effect of topography on the risk of malaria infection in the Usambara Mountains, Tanzania. *Trans R Soc Trop Med Hyg* 2004; **98**: 400–08.
- 133 McMichael AJ, Campbell-Lendrum D, Kovats S, et al. Climate Change. In: Ezzati M, Lopez AD, Rodgers A, Mathers C, eds. Comparative quantification of health risks: global and regional burden of disease due to selected major risk factors. Geneva: World Health Organization, 2004: 1543–649.
- 134 Ezzati M, Lopez AD, Rodgers A, Hoom SV, Murray CJL, Comparative risk assessment collaborating group. Selected major risk factors and global and regional burden of disease. *Lancet* 2002; **360**: 1347–1360.
- 135 Martens WJM, Rotmans R, Rothman DS. Integrated assessment modelling of human health impacts. In: Martens WJM, McMichael AJ, eds. Environmental Change, Climate and Health: Issues and Research Methods. Cambridge: Cambridge University Press, 2002; 197–225.
- 136 Folland CK. Observed climate variability and change. In: Houghton JT, ed. Climate change 2001: The scientific basis. Contribution of Working Group I to the IPCC Third Assessment Report. Cambridge: Cambridge University Press, 2001: 99–181.
- 137 United Nations Population Division. World population prospects: the 2002 revision. <http://www.un.org/esa/population/publications/wpp2002/WPP2002-HIGHLIGHTSrev1.PDF> (accessed Oct 5, 2005).
- 138 Global Urban Observatory and Statistics Unit. Global trends. 2005: <http://www.unhabitat.org/habrrd/global.html> (accessed Oct 5, 2005).
- 139 Changnon AS, Pielke RA, Changnon D, Sylves RT, Pulwarty R. Human factors explain the increased losses from weather and climate extremes. *Bull Am Meteorol Soc* 2000; **81**: 437–42.
- 140 Gubler DJ, Reiter P, Ebi KL, Yap W, Nasci R, Patz JA. Climate variability and change in the United States: Potential impacts on vector- and rodent-borne diseases. *Environ Health Perspect* 2001; **109** (suppl 2): 223–33.
- 141 Hay SI, Guerra CA, Tatem AJ, Noor AM, Snow RW. The global distribution and population at risk of malaria: past, present, and future. *Lancet Infect Dis* 2004; **4**: 327–36.
- 142 Bambrick H, Kjellstrom T. Good for your heart, but bad for your baby. *Med J Aust* 2004; **181**: 61–62.
- 143 Woodward A, Hales S, Litidamu N. Protecting human health in a changing world: the role of social and economic development. *Bull World Health Organ* 2000; **78**: 1148–55.
- 144 Ebi K, Burton I, Smith J, eds. Integration of public health with adaptation to climate change: lessons learned and new directions. Lisse, The Netherlands: Swets & Zeitlinger, 2005.